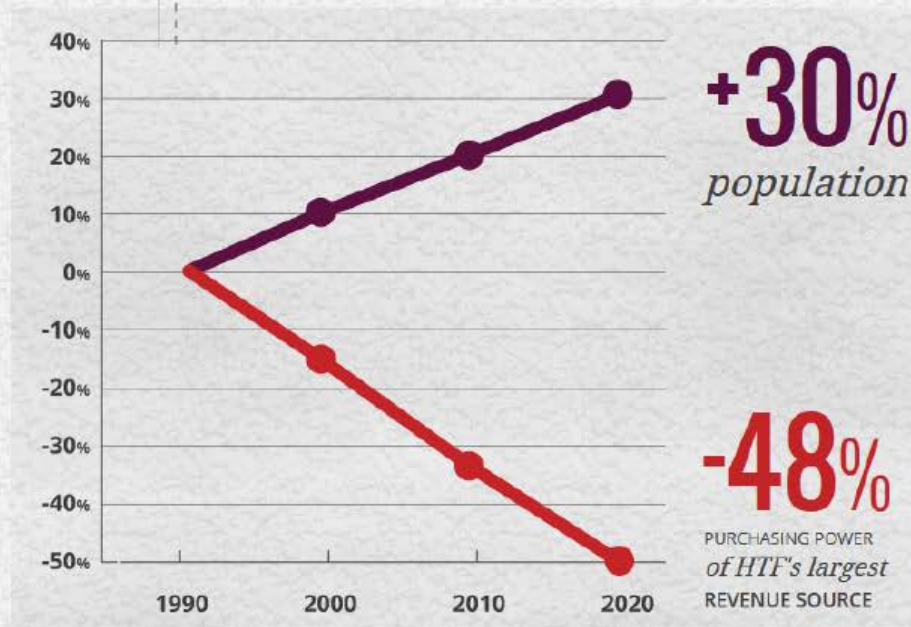


Investment hasn't kept up.



Sources: US Census, Bureau of Labor Statics, AASHTO

Infrastructure continues to fail.

54%



OF AMERICA'S
MAJOR ROADS
are rated ★ ★ ★ ★ ★

**POOR OR
MEDIocre**

Source: TRIP

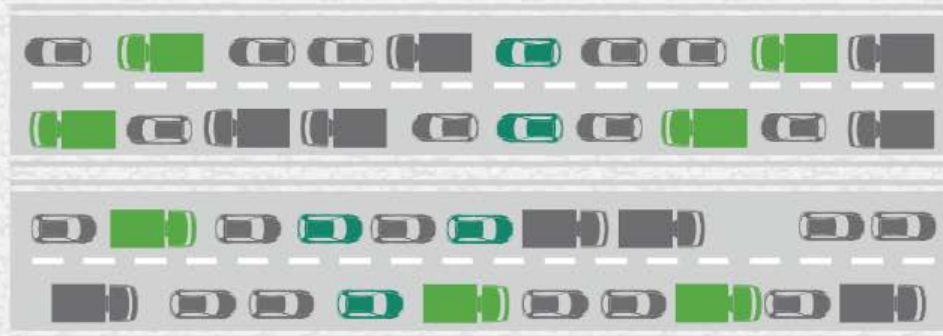
1 IN 4

BRIDGES NEEDS **SIGNIFICANT REPAIR**
OR CAN'T HANDLE TODAY'S TRAFFIC

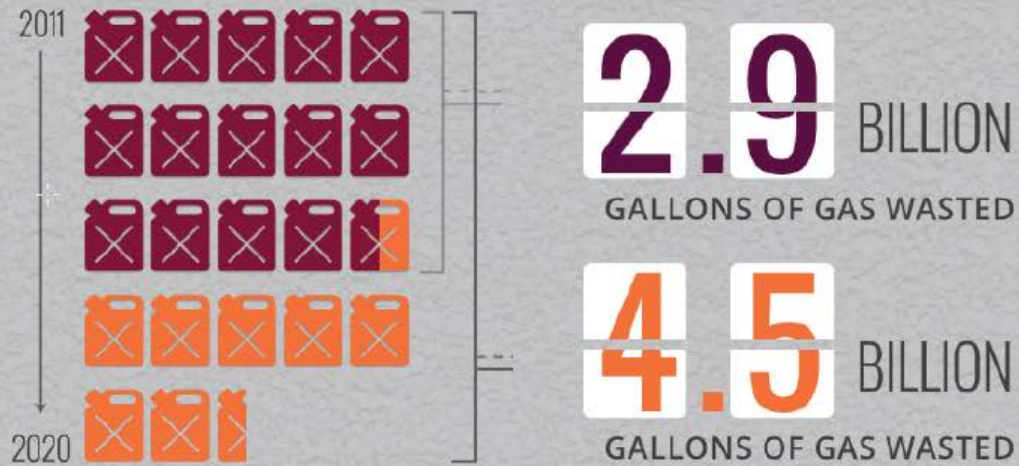


Source: AASHTO

BY 2030, WE'LL SEE A
25% INCREASE
in overall vehicle travel



64% INCREASE Source: TRIP
in travel by large commercial trucks



COSTING
the average commuter
**MORE THAN \$800 AND A
 WORK WEEK EACH YEAR**

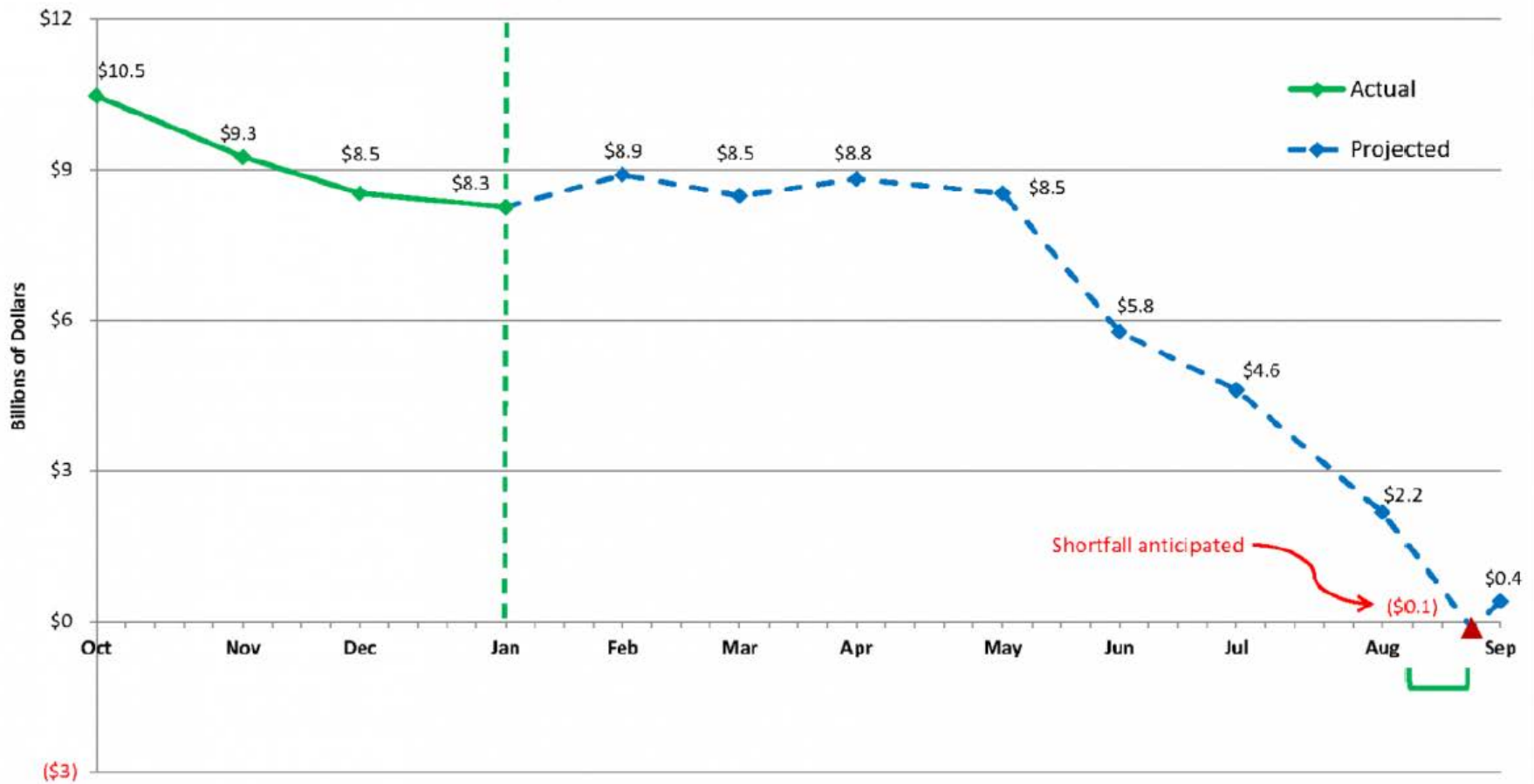
Source: Texas A&M Transportation Institute

CONGESTION *is costly*



FY 2014 Projected Estimates for End-of-Month Cash Balances (as of 1/31/2014) ^{1/2/3/}

Highway Account of the Highway Trust Fund (Includes FHWA, FMCSA & NHTSA)



1/ Graph reflects actual data through 1/31/14 and end-of-month projections for the remainder of the fiscal year.

2/ Total receipt and outlay projections are based on FY 2014 Mid-Session Review assumptions. Projected monthly receipt and outlay rates are based on historic averages.

3/ Range of anticipated shortfall: Green brackets denote the estimated window of when the anticipated shortfall will occur.

Source: FHWA



**TROUBLE FAST APPROACHING
FOR STATES**

AT LEAST

**6,000
PROJECTS**

MAY STOP IN THEIR TRACKS

Source: AASHTO Member Survey



660,000

US JOBS WILL BE IN JEOPARDY

Source: FHWA, FTA

That's more people than live in ...



ATLANTA

or



BOSTON

or



SEATTLE

Source: US Census

Illustratively, shoring up HTF would not present an unreasonable burden

- Average household pays \$46 in federal and state gas tax per month. This is less than per monthly cost of:
 - Electricity and gas: \$160
 - Cell phone: \$161
 - Cable and internet access: \$124
- For example, a 10-cent increase in the federal gas tax translates to \$1.15 more for the average driver per week—an action that would fix the Highway Trust Fund shortfall

THIS INVESTMENT WILL:

- *GROW* OUR ECONOMY
- *CREATE* AND SUSTAIN JOBS
- *IMPROVE* OUR MOBILITY AND QUALITY OF LIFE